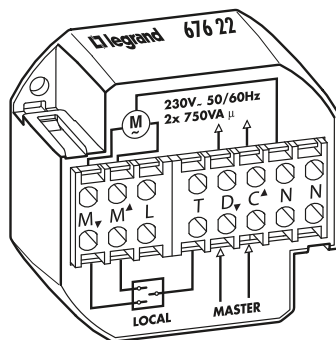


Venetian-blind control relay Céliane

Catalogue number(s) : 676 22



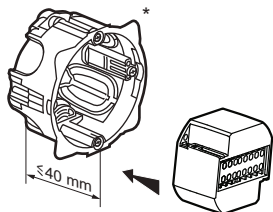
1. USE

Control relay for blinds and shades.

2. RANGE

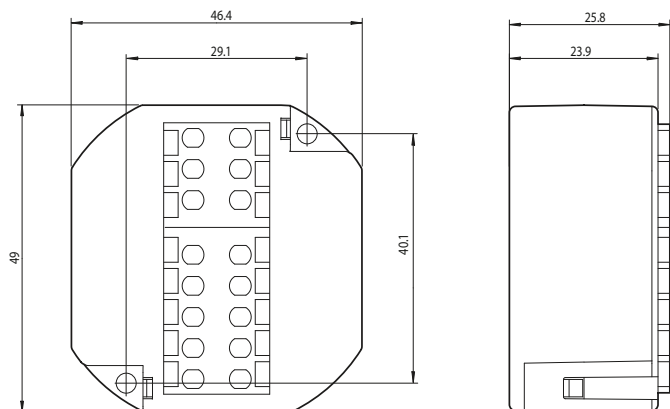
	Designation	Catalogue number	Number of modules	Connection mode	Weight(g)	Characteristics
	Venetian-blind relay	676 22	2	screwless	92g	230 V- 50/60Hz

3. PREPARATION



* not delivered with the mechanism

4. OVERALL DIMENSIONS



5. CONNECTION

Number of terminals	2x 8
Type of terminals	screwless
Length of stripping	12 mm
Capacities of the terminals	0,75...2,5 mm ² flexible or rigid
Tool	Flat screwdriver 3,5 mm

6. FUNCTION

Normally the motors used to drive electrical blinds can't be wired in parallel. This device gives the possibility, to connect several motors to the same control element (ref. 676 21 or other control elements for blinds). For each relay the central command can be overwritten with a local push-button switch. The maximum current through the first device (L→L, N→N) may be 16A.

7. GENERAL CHARACTERISTICS

7.1 Mechanical characteristics

Impact tests : IK 04
 Penetration of body solides/liquides : IP 41 (C15-100)

7.2 Material characteristics

Polycarbonate

7.3 Electrical characteristics

Glow wire test (IEC 60 695-2-10, -2-11 : 650°C/30 s
 Voltage : 230 VAC
 Frequency : 50/60 Hz
 P = < 1W
 Load (M) : 2x 750VA, cos φ = 0,6

7.4 Climatic characteristics

Storage temperature : -10°C à +60°C
 Ambient temperature : -10°C à +55°C

8. MAINTENANCE

Without maintenance

9. CONFORMITY - APPROVALS

Approvals in progress : NF - CEBEC - BBJ - EZU

