
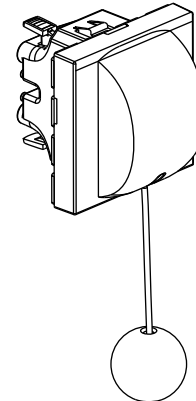


0 770 01L



0 770 11L



0 770 14

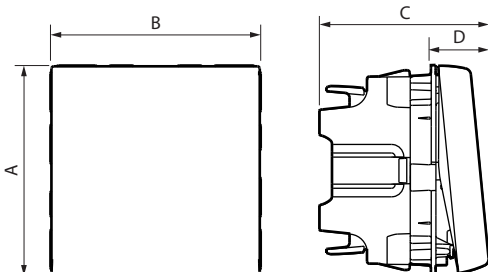
### 1. USE

Two-way switch, pull cord two-way switch and intermediate switch.  
 A mechanism allows you to create an LED or standard function.  
 Flush or surface-mounting.  
 To be fitted with finishing plates.

### 2. RANGE

Description	White	Aluminium	Matt black
<b>Mosaic Easy-Led two-way switch - 1 module</b> Its mechanism allows you to create an LED or standard function. Can become illuminated with plug-in indicator Cat. No. 0 676 86L (230 V) or Cat. No. 0 676 87L (12, 24, 48 V) Can become indicator with plug-in indicator Cat. No. 0 676 85L (230 V) or Cat. No. 0 676 89L (12, 24, 48 V)	0 770 01L	0 792 01L	0 791 01L
<b>Mosaic Easy-Led two-way switch - 2 modules</b> Its mechanism allows you to create an LED or standard function. Can become illuminated with plug-in indicator Cat. No. 0 676 86L (230 V) or Cat. No. 0 676 87L (12, 24, 48 V) Can become indicator with plug-in indicator Cat. No. 0 676 85L (230 V) or Cat. No. 0 676 89L (12, 24, 48 V)	0 770 11L	0 792 11L	0 791 11L
<b>Intermediate switch - 2 modules</b>	0 770 21L	-	-
<b>Pull-cord two-way switch - 2 modules</b> Supplied with 1.5 m cord	0 770 14	-	-

### 3. DIMENSIONS (mm)



Cat. Nos.	A	B	C	D
0 770 01L - 0 792 01L - 0 791 01L	45	22.5	36.5	12.5
0 770 11L - 0 792 11L - 0 791 11L	45	45	36.5	12.5
0 770 21L	45	45	42.5	12.5
0 770 14	45	45	50.5	22

### 4. CONNECTION

Automatic terminals  
 Terminal capacity: 2 x 2.5 mm<sup>2</sup>  
 Stripping length: 12 mm

### 5. TECHNICAL CHARACTERISTICS

#### ■ 5.1 Mechanical characteristics

Impact tests: IK 04  
 Penetration by solid/liquid matter: IP 31 D

#### ■ 5.2 Material characteristics

Mechanism casing: PC  
 Catch pin: PC  
 Rocker plates:  
 White RAL 9003 ABS + opalescent white PC  
 Painted glittery varnished aluminium ABS + opalescent grey PC  
 Painted satin-finish matt black RAL 9017 ABS + transparent smoked black PC

Halogen-free  
 UV-resistant

Self-extinguishing:  
 850°C/30 s for insulating components holding live parts in place.  
 650°C/30 s for other insulating components.

#### ■ 5.3 Electrical characteristics

Voltage: 250 V~  
 Current: 10 AX - Max. power for self-ballasted lamps: 100 W  
 6 AX for Cat. No. 0 770 14

#### ■ 5.4 Climate characteristics

Storage temperature: -10°C to +70°C  
 Usage temperature: -5°C to +35°C

### 6. CARE

Clean the surface with a cloth.  
 Do not use acetone, tar-removing cleaning agents or trichloroethylene.  
 Resistant to the following products: Hexane (EN60669-1), methylated spirit, soapy water, diluted ammonia, bleach diluted to 10%, window-cleaning products, pre-impregnated wipes.

**Caution:** Always test before using other special cleaning products.

## 7. ACCESSORIES

Easy-Led plug-in indicators with white LEDs.

### Illuminated lights

0 676 86L	230 V~ - 0.041 W
0 676 87L	12/24/48 V~ - 0.006 W/0.033 W/0.153 W

### Indicator lights

0 676 85L	230 V~ - 0.39 W
0 676 89L	12/24/48 V~ - 0.006 W/0.033 W/0.153 W

Clip onto the front of the mechanism by removing the rocker plate.

## 8. STANDARDS AND APPROVALS

Compliant with installation and manufacturing standards.  
See e-catalogue.