
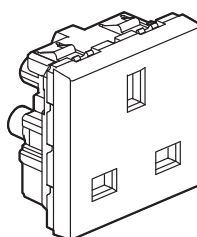
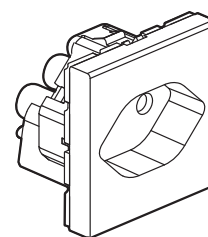


International standard power sockets


0 775 01



0 775 05












0 775 06

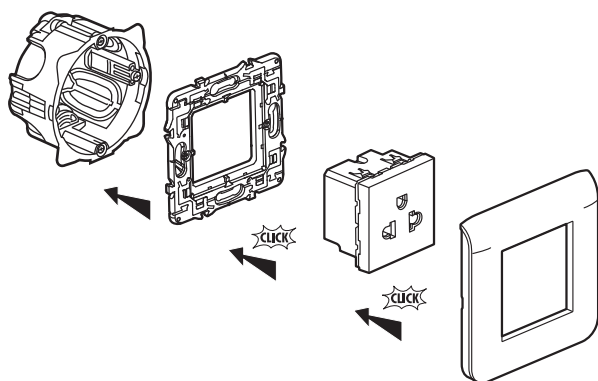
1. USE

Socket outlets to different international standards.

2. RANGE

	Designation	Cat. No.	No. of modules	Connection method	Characteristics
	Euro/US socket 2 P	0 775 01	1	With screws	15 A - 127 V 16 A - 250 V
	Euro/US socket 2 P + E	0 775 02	2	With screws	15 A - 127 V 16 A - 250 V
	US socket 2 P	0 775 03	1	With screws	15 A - 127 V
	US socket, 2 P + E	0 775 04	2	With screws	15 A - 127 V
	British Standard socket 2 P+E	0 775 05	2	With screws	13 A - 250 V
	Swiss socket, type 13, 2 P+E	0 775 06	2	Automatic terminals	10 A - 250 V
	Italian socket 2 P+E	0 775 10	1	With screws	10 A - 250 V
		0 775 11	1		10/16 A - 250 V
	German-Italian socket type P30 2 P+E	0 775 12	2	With screws	16 A - 250 V
	German socket 2 P+E	0 772 11	2	Automatic terminals	16 A - 250 V

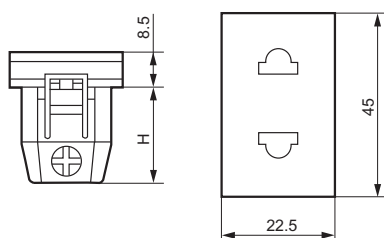
3. PREPARATION



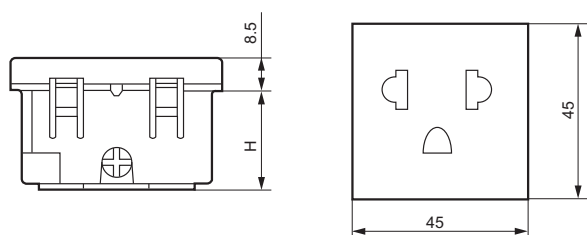
Caution:

Socket outlet Cat. No. 0 775 12 can not be mounted on 2 and 3-module flush-mounting box support frames. It can be mounted on any other multiple support (flush-mounting boxes, trunking, floor boxes, mini-columns).

4. OVERALL DIMENSIONS (mm)



Cat. No.	H
0 775 01	23.3
0 775 03	23.3
0 775 10	27.8
0 775 11	27.8



Cat. No.	H
0 775 02	25.6
0 775 04	25.6
0 775 05	21.5
0 775 06	26.7
0 772 11	32.5
0 775 12	32.5

5. CONNECTION

	Terminals	Capacity	Stripping	Screwdriver
0 775 01 0 775 02 0 775 03 0 775 04 0 775 05 0 775 10 0 775 11 0 775 12	with screws	2 x 4 mm ²	9 mm stripping guide	cross-head 2 or 4 mm flat-blade
0 775 06 0 772 11	automatic	2 x 1.5 mm ² 2 x 2.5 mm ²	10 mm stripping guide	-

6. OPERATION

Standard operation by insertion or withdrawal of a plug to normalized standard.

7. TECHNICAL CHARACTERISTICS

7.1 Mechanical characteristics

Impact resistance: IK 04
IP 41 (C15100)

7.2 Material characteristics

Cover plate: Polycarbonate
Base: Polycarbonate

Halogen-free
UV-resistant

Self-extinguishing:

850°C/30 s for insulating components
650°C/30 s for other insulating components

7.3 Climate characteristics

Storage temperature: - 10°C to + 70°C
Usage temperature: - 5°C to + 35°C

8. CLEANING

Surface cleaning with a cloth.

Do not use: acetone, tar remover, trichloroethylene.

8.1 Resistance to cleaning products

Resistance to the following agents: Hexane (EN60669-1), Methylated spirits, Soapy water, Diluted ammonia, Diluted pure bleach to 10%, Window-cleaning products, Pre-impregnated wipes.

8.2 Resistance to hospital-grade cleaning products

Resistance to the following agents : Anios, Surfanios, Bactylisine, Diluted hydrogen peroxide (35%).

Caution: Always test before using other special cleaning products.

9. STANDARDS AND APPROVALS

Compliant with installation and manufacturing standards.
See e.catalogue.