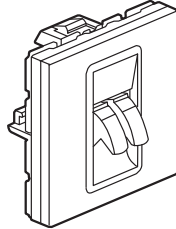


Mosaic™ loud-speaker socket

Cat. No(s) : 787 51



1. USE

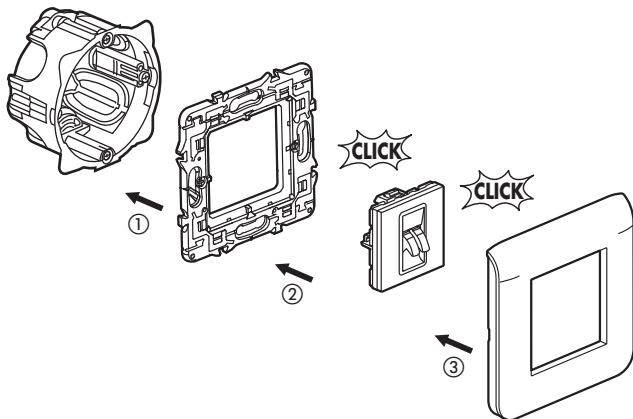
For connecting a loud-speaker.

2. GAMME

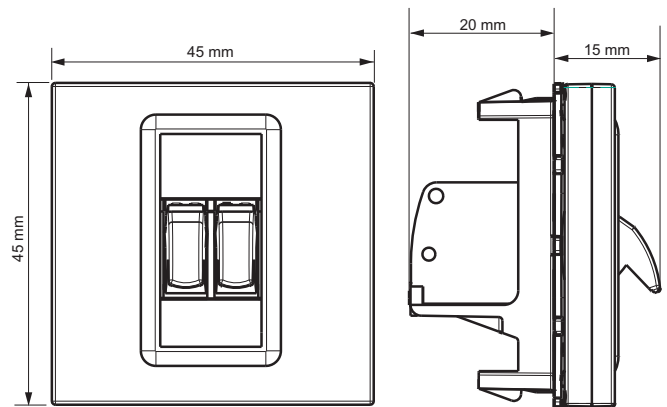
	Designation	Cat. No.	Modules	Fixing method	Connection method	Weight (g)
	Loud-speaker socket outlet	787 51	2	With clips	With screws	17

3. PREPARATION

- The mechanisms can be flush-mounted or surface-mounted.
- Modular mechanisms using adapter Cat. No. 802 99 (2 modules).
- The mechanisms are mounted on thin walls using adapters Cat. No. 802 90 (1 module), 802 91 (2 modules), 802 92 (2 x 1 vertical module).



4. OVERALL DIMENSIONS



5. CONNECTION

Stripping

Recommended cable : audio cable 2 x 6 mm² max.

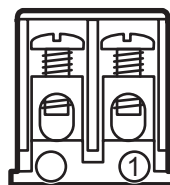
- a - Cable unsheathing length : 30 mm.
- b - Core stripping length : 6 mm.



Wiring

Tool required : Flat-blade screwdriver 0.4 x 2.5 mm.

Follow the wiring instructions below :



1 - Audio ground

6. TECHNICAL CHARACTERISTICS**6.1 Mechanical characteristics**

Impact tests : IK 04

Penetration by solid bodies/liquid : IP 41 (C15-100)

6.2 Material characteristics

Base : Polycarbonate

Cover : ABS (RAL 9003)

Self-extinguishing : 650°C / 30 s

6.3 Climatic characteristics

Storage temperature : - 10°C to + 70°C

Operating temperature : - 5°C to + 50°C

7. CLEANING/MAINTENANCE

Surface cleaning with a cloth.

Do not use : acetone, tar remover, trichloroethylene.

7.1 Resistance to cleaning agents

Resistance to the following agents : - Hexane (EN 60669-1)

- Methylated spirits
- Soapy water
- Diluted ammonia
- Diluted pure bleach 10%
- Glass cleaning substance
- Pre-impregnated wipes.

7.2 Resistance to hospital-type cleaning agents

Resistance to the following agents : - Anios

- Surfanios
- Bactilysine
- Diluted hydrogen peroxide (35%)

Caution : A preliminary test should be carried out if other specific cleaning products are to be used.