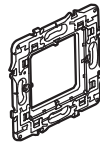


Mosaic™ and Celiane™ Universal support frames

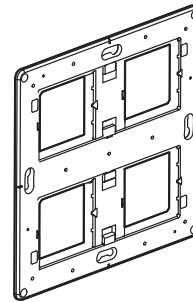
Cat. No(s): 802 50/51/52/53/54/59/61/64/66/68/69



802 50



802 51



802 64

1. USE

Universal metal support frames for mounting Mosaic and Celiane mechanisms
Supplied with worksite protection cover.

2. RANGE

	Designation	Cat. No.	Number of modules/gangs	Fixing method	Weight (g)
	1-module support frame	802 50	1 module	with screws	14.23
	1-gang support frame	802 51	1-gang 2 modules	with screws	24.74
	2-gang support frame	802 52	2-gangs 4/5 modules	with screws	58.83
	3-gang support frame	802 53	3-gangs 6/8 modules	with screws	86.95
	4-gang support frame	802 54	4-gangs 10 modules	with screws	116.29
	3-module support frame	802 59	3 modules	with screws	47.65
	1-gang support frame	802 61	1-gang 2 modules	à griffes standard	36.48
	1-gang support frame	802 69	1-gang 2 modules	à griffes longues	39.40
	2 x 2-gang support frame	802 64	2 x 2-gangs 2 x 4/5 modules	with screws	187.77
	2 x 3-gang support frame	802 66	2 x 3-gangs 2 x 6/8 modules	with screws	268.00
	2 x 10-module support frame	802 68	2 x 10 modules	with screws	290.90

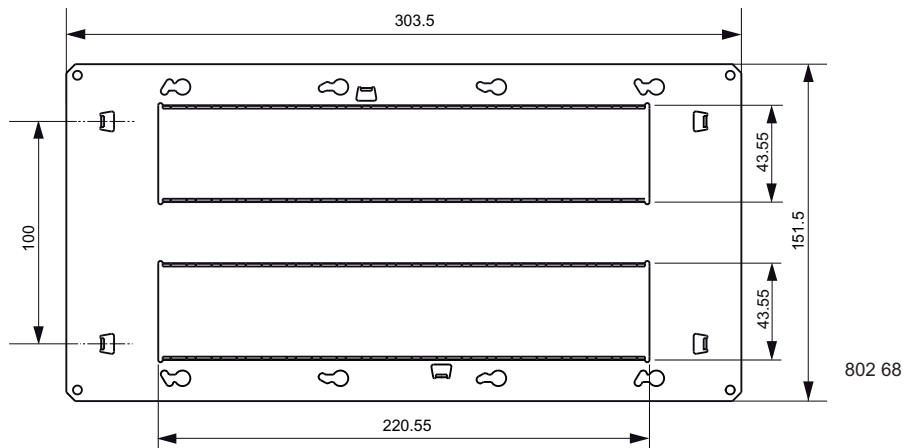
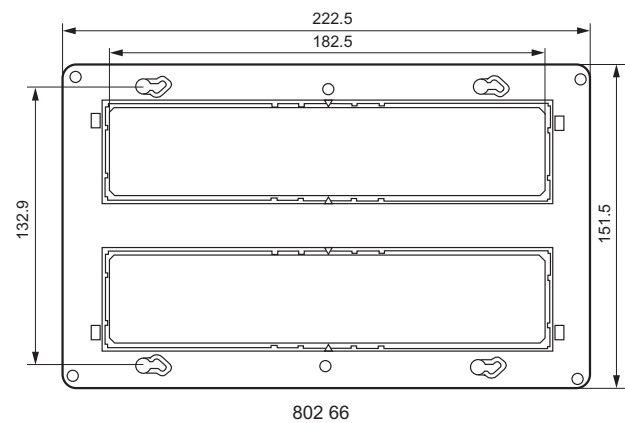
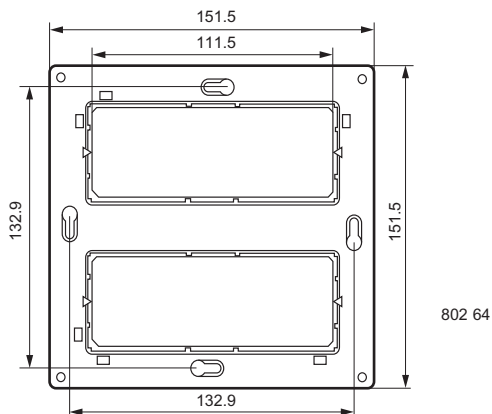
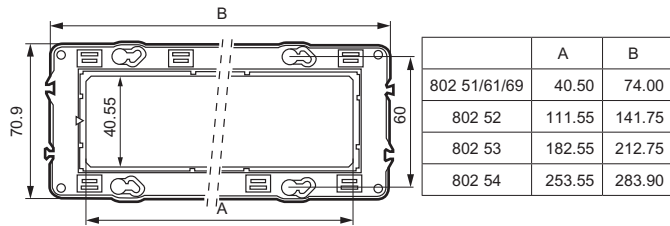
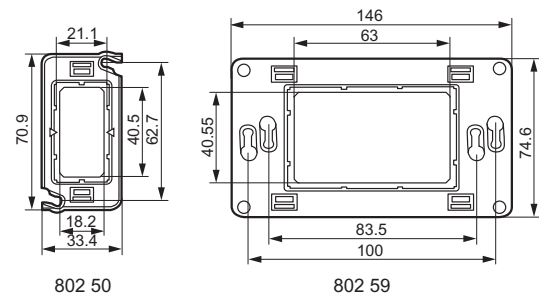
3. MOSAIC™ PREPARATION

Use with:	4 modules Remove the spacer 791 04 Centre the modules Use plates 788 14 - 790 14 	2 x 2 modules Use plates 788 04 - 790 04 788 22 - 790 22 	5 modules Remove the spacer Centre the modules Use plates 788 15 - 790 15 788 25 - 790 25
Use with:	6 modules Remove the spacer Clip the blanking plates 791 06 Centre the modules Use plates 788 16 - 790 16 	3 x 2 modules Use plates 788 06 - 790 06 788 23 - 790 23 	5 modules Remove the spacers Centre the modules Use plates 788 18 - 790 18
Use with:	10 modules Remove the spacers Clip the blanking plates 791 10 Centre the modules Use plates 788 10 - 790 10 	4 x 2 modules Use plates 788 08 - 790 08 	
Use with:	2 x 5 modules Remove the spacers Use plates 788 30 - 790 30 	2 x 2 x 2 modules Use plates 788 38 - 790 38 	
Use with:	2 x 6 modules Remove the spacers Centre the modules Use plates 788 36 - 790 36 	2 x 3 x 2 modules Use plates 790 32 	2 x 8 modules Remove the spacers Centre the modules Use plates 788 37 - 790 37
Use with:	2 x 10 modules Use plates 788 28 - 790 28 		

Mosaic™ and Celiane™ Universal support frames

Cat. No(s): 802 50/51/52/53/54/59/61/64/66/68/69

4. OVERALL DIMENSIONS



5. MOUNTING

The support frames are screwed or claw-fitted to flush-mounting boxes.

6. TECHNICAL CHARACTERISTICS

6.1 Material characteristics

Galfan steel + polyamide 6.6 support frames

6.2 Electrical characteristics

Self-extinguishing: 650°C / 30 s

6.3 Climatic characteristics

Storage temperature: - 10° C to + 70° C

Operating temperature: - 5° C to + 50° C

7. ACCESSORIES

For 2, 3 and 4-gang mechanisms, use the blanking plates for use with 4, 6 and modules.

	Blanking plates
4-module plates	791 04
6-module plates	791 06
10-module plates	791 10

