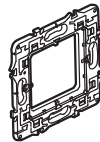


## Mosaic™ and Celiane™ Universal support frames

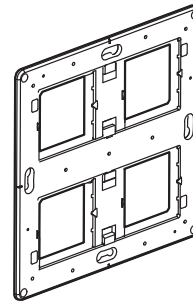
Cat. No(s): 802 50/51/52/53/54/59/61/64/66/68/69



802 50



802 51



802 64

### 1. USE

Universal metal support frames for mounting Mosaic and Celiane mechanisms  
Supplied with worksite protection cover.

### 2. RANGE

	Designation	Cat. No.	Number of modules/gangs	Fixing method	Weight (g)
	1-module support frame	802 50	1 module	with screws	14.23
	1-gang support frame	802 51	1-gang 2 modules	with screws	24.74
	2-gang support frame	802 52	2-gangs 4/5 modules	with screws	58.83
	3-gang support frame	802 53	3-gangs 6/8 modules	with screws	86.95
	4-gang support frame	802 54	4-gangs 10 modules	with screws	116.29
	3-module support frame	802 59	3 modules	with screws	47.65
	1-gang support frame	802 61	1-gang 2 modules	à griffes standard	36.48
	1-gang support frame	802 69	1-gang 2 modules	à griffes longues	39.40
	2 x 2-gang support frame	802 64	2 x 2-gangs 2 x 4/5 modules	with screws	187.77
	2 x 3-gang support frame	802 66	2 x 3-gangs 2 x 6/8 modules	with screws	268.00
	2 x 10-module support frame	802 68	2 x 10 modules	with screws	290.90

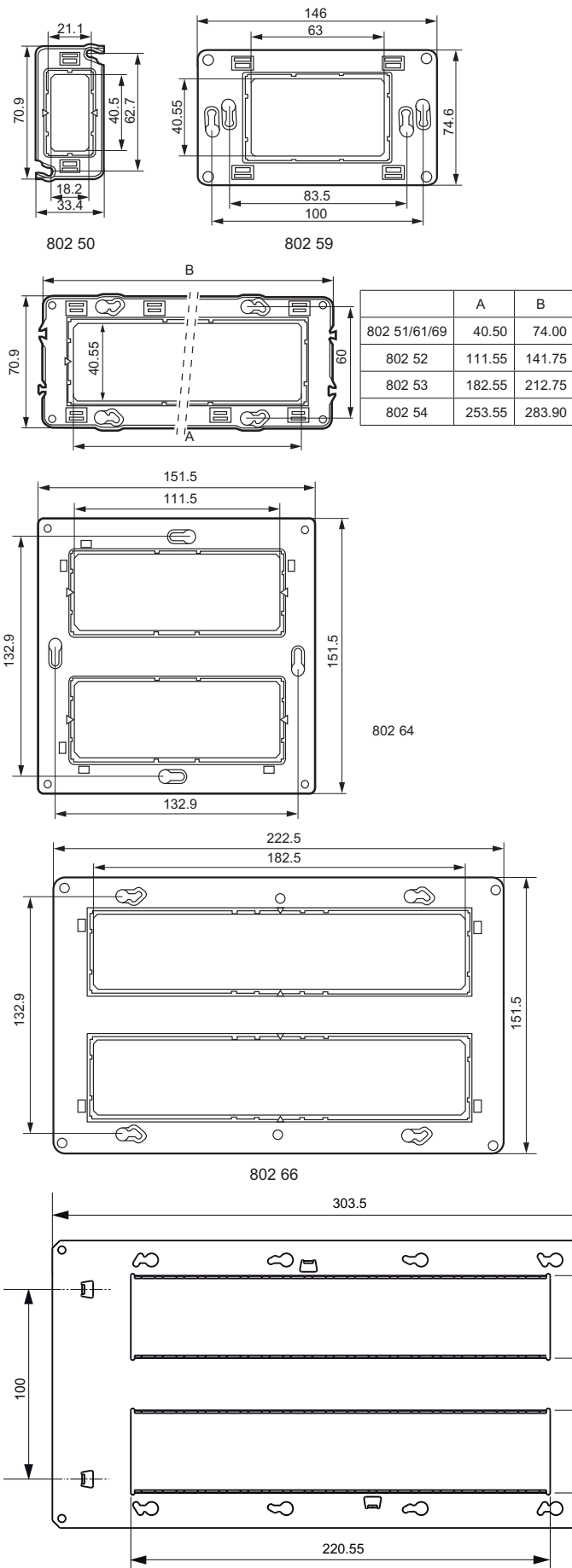
### 3. MOSAIC™ PREPARATION

Use with:	4 modules Remove the spacer 791 04 Centre the modules Use plates 788 14 - 790 14 	2 x 2 modules Use plates 788 04 - 790 04 788 22 - 790 22 	5 modules Remove the spacer Centre the modules Use plates 788 15 - 790 15 788 25 - 790 25 
Use with:	6 modules Remove the spacer Clip the blanking plates 791 06 Centre the modules Use plates 788 16 - 790 16 	3 x 2 modules Use plates 788 06 - 790 06 788 23 - 790 23 	5 modules Remove the spacers Centre the modules Use plates 788 18 - 790 18 
Use with:	10 modules Remove the spacers Clip the blanking plates 791 10 Centre the modules Use plates 788 10 - 790 10 	4 x 2 modules Use plates 788 08 - 790 08 	
Use with:	2 x 5 modules Remove the spacers Use plates 788 30 - 790 30 	2 x 2 x 2 modules Use plates 788 38 - 790 38 	
Use with:	2 x 6 modules Remove the spacers Centre the modules Use plates 788 36 - 790 36 	2 x 3 x 2 modules Use plates 790 32 	2 x 8 modules Remove the spacers Centre the modules Use plates 788 37 - 790 37 
Use with:	2 x 10 modules Use plates 788 28 - 790 28 		

# Mosaic™ and Celiane™ Universal support frames

Cat. No(s): 802 50/51/52/53/54/59/61/64/66/68/69

## 4. OVERALL DIMENSIONS



## 5. MOUNTING

The support frames are screwed or claw-fitted to flush-mounting boxes.

## 6. TECHNICAL CHARACTERISTICS

### 6.1 Material characteristics

Galfan steel + polyamide 6.6 support frames

### 6.2 Electrical characteristics

Self-extinguishing: 650°C / 30 s

### 6.3 Climatic characteristics

Storage temperature: - 10° C to + 70° C

Operating temperature: - 5° C to + 50° C

## 7. ACCESSORIES

For 2, 3 and 4-gang mechanisms, use the blanking plates for use with 4, 6 and modules.

	Blanking plates
4-module plates	791 04
6-module plates	791 06
10-module plates	791 10

