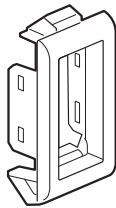


Supports and isolating boxes for thin walls

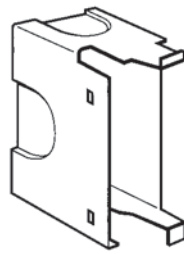
Cat. No(s): 0 748 50/51/52/53 - 0 800 10/11 - 0 802 90/91/92/94/95



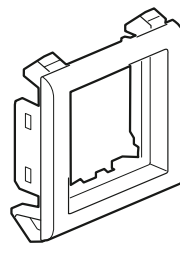
0 802 92



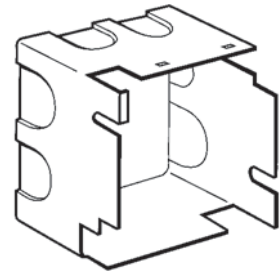
0 748 50 - 0 802 90/94



0 748 51 - 0 800 10



0 748 52 - 0 802 91/95



0 748 53 - 0 800 11

1. USE

Using to mount Mosaic modules on thin walls.

2. RANGE

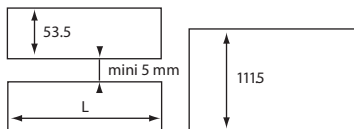
Support frames	White	Alu
1 module support	0 802 90 0 748 50	0 802 94 -
2 modules support	0 802 91 0 748 52	0 802 95 -
2 x 1 module vertical support	0 802 92	-
Boxes	Grey	
Isolating box for support Cat. No 0 748 52	-	0 748 53
Isolating box for support Cat No 0 802 90 (one box) and 0 802 92 (two boxes)	-	0 800 10
Isolating box for support Cat No 0 802 92	-	0 800 11

3. OPERATION

Support are clipped directly onto thin walls 1 to 3 mm thick. Isolating boxes are clipped onto supports Cat. Nos 0 748 50/52 and Cat Nos 0 802 90/91/92

Necessary cuts:

0 802 92: 28 x 111.5 mm
 0 748 50 - 0 802 90/94: 28 x 53.5 mm
 0 748 52 - 0 802 91/95: 58.5 x 53.5 mm



3. OPERATION (continued)

Determination of the cutout width (W):

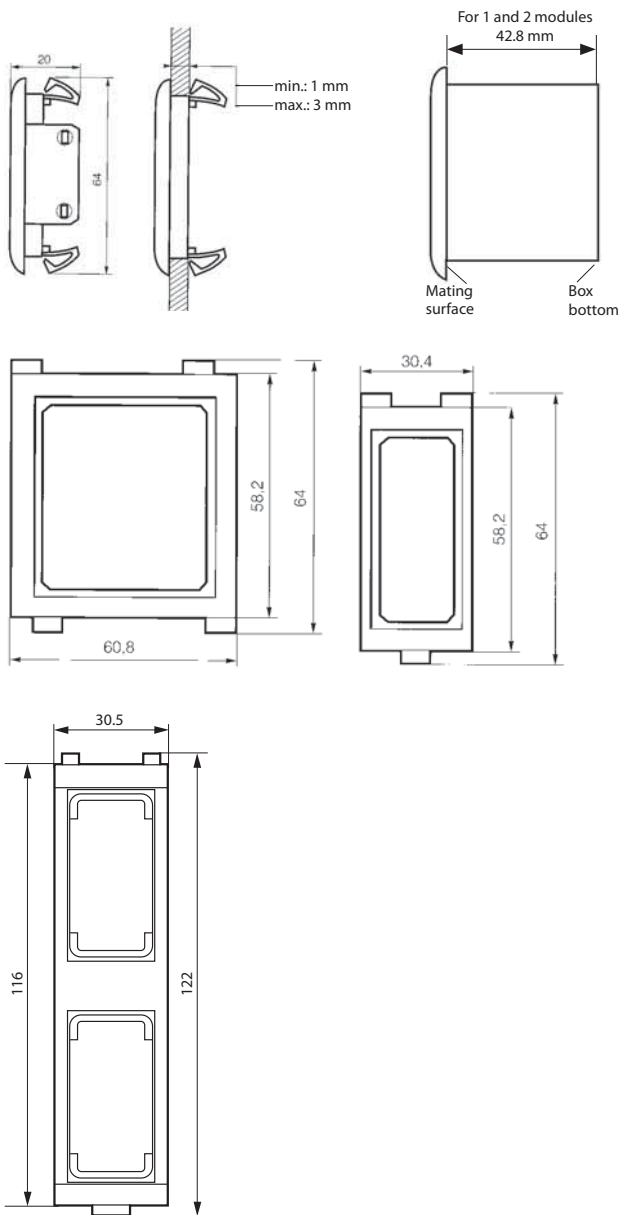
		0 748 52 0 802 91/95	Number of modules					
			→	1	2	3	4	5
0 748 50 - 0 802 90/94		0		1	2	3	4	5
↓	0		58.5	119.0	180.0	240.5	301.5	
	1	28.0	88.5	149.5	210.5	271.0	332.0	
Number of modules	2	58.5	119.0	180.0	240.5	301.5	362.5	
	3	88.5	149.5	210.5	271.0	332.0	392.5	
	4	119.0	180.0	240.5	301.5	362.5	423.0	
□ □ □ □ □	5	149.5	210.5	271.0	332.0	392.5	453.5	
	0 748 50 - 0 802 92			1	2	3	4	5
Number of modules				28	58.5	88.5	119	149.5
□ □ □ □ □								

Minimum cutout depending on wall thickness:

Cat. Nos	1 mm wall	3 mm wall
0 748 49 - 0 802 92	27.7 x 111.2	27.9 x 111.4
0 748 50 - 0 802 90/94	27.7 x 53.5	27.9 x 53.5
0 748 52 - 0 802 91/95	58.1 x 53.2	58.3 x 53.4



4. OVERALL DIMENSIONS (mm)



5. TECHNICAL CHARACTERISTICS

■ 5.1 Mechanical characteristics

Impact tests: IK 04

■ 5.2 Material characteristics

0 748 50/52 - 0 802 90/91/92/94/95: Polybutylene terephthalate

0 748 51/53 - 0 800 10/11: Polystyrene

Colour: 0 748 50/52: White RAL 9010

0 748 51/53 - 0 800 10/11: Grey RAL 7035

0 802 90/91/2: White RAL 9003

0 802 94/95: Alu painted

Halogen free

UV resistant

Self-extinguishing: 850° C / 30 s

■ 5.3 Climatic characteristics

Storage temperature: - 10° C to + 70° C

Use temperature: - 5° C to + 40° C