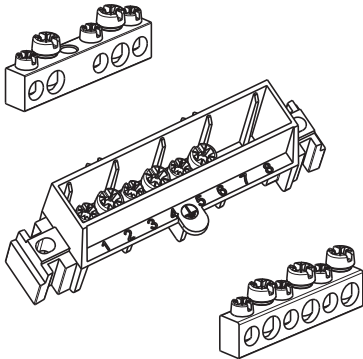


S terminal blocks

Cat. No(s): 1 340 00/01/02/03/05/10/11/12/13/15
 1 348 00/01/02/03/06/07/08/09/10/11/12/13



CONTENTS

Page

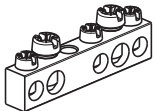
1. General characteristics	1
2. Range	1
3. Electrical characteristics	1
4. Compliance	1
5. Mechanical characteristics	1
6. Installation	1

1. RANGE

- Screw-on terminal blocks
- Universal terminal blocks on a support

2. DIMENSIONS

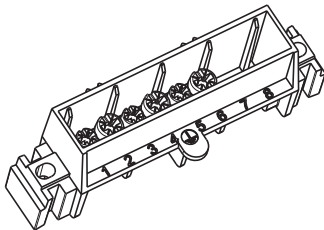
Screw-on terminal blocks



Cat. No.

Earth	Neutral	Length in mm
1 340 00	1 340 10	40
1 340 01	1 340 11	64
1 340 02	1 340 12	113
1 340 03	1 340 13	144
1 340 05	1 304 15	297


Universal terminal blocks on a support



Cat. No.

Earth	Earth + Neutral	Length in mm
1 348 00	1 348 10	75
1 348 01	1 348 11	140
1 348 02	1 348 12	227
1 348 03	1 348 13	271

Modular terminal blocks



Cat. No.

Earth	Length in mm
1 348 06	26
1 348 07	63

3. ELECTRICAL CHARACTERISTICS

- 100 A max.
- 400 VAC
- I_{sc} = 6 kA rms
- IPK = 10 kA peak

4. COMPLIANCE

Conforming to standard IEC 60998-2-1: 2002-12

5. MECHANICAL CHARACTERISTICS

■ 5.1 Environmental conditions

Usage temperature: - 5°C to + 40°C

Storage temperature: - 25°C to + 70°C

Mechanical strength: IK 04

■ 5.2 Materials

Base	Polycarbonate	Density	1.33 to 1.37
		Bending modulus	> 5.00 GPa
		Glow-wire	960°C/30 s
		Oxygen index	= 33
Screws	-	Colour	Grey RAL 7035
		Zinc-plated bichromate steel	-
Pin	-	Brass	-

6. INSTALLATION

■ 6.1 Fixing

Fixing terminal blocks on a support

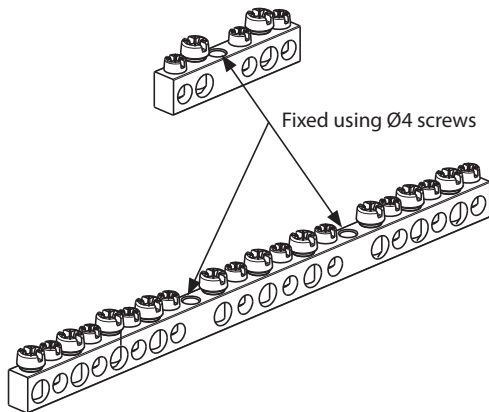
Number of connections	On 12 × 2 bar	On Euro 022 Ω rail	With screws at the end	On distribution block support
8	No	No	Yes	No
18	No	No	Yes	No
32	No	No	Yes	No
40	No	No	Yes	No

6. INSTALLATION (continued)

■ 6.1 Fixing (continued)

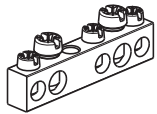
Screw-on terminal blocks

Number of connections	Fixing	Fixing centre
5	1 x M4 screw	
9	1 x M4 screw	
15	2 x M4 screws	49 mm
20	2 x M4 screws	49 mm
40	2 x M4 screws	274 mm



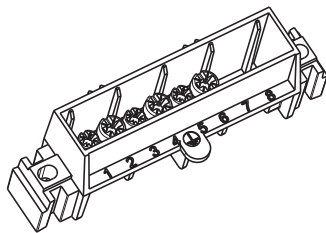
■ 6.2 Connection

Screw-on terminal blocks



Cat. No.	High-capacity in-comer 1.5 to 16 mm ²	Outgoer with capacity 1.5 to 10 mm ²
1 340 00	2	3
1 340 01	4	5
1 340 02	7	8
1 340 03	10	10
1 340 05	20	20

Universal terminal blocks on a support

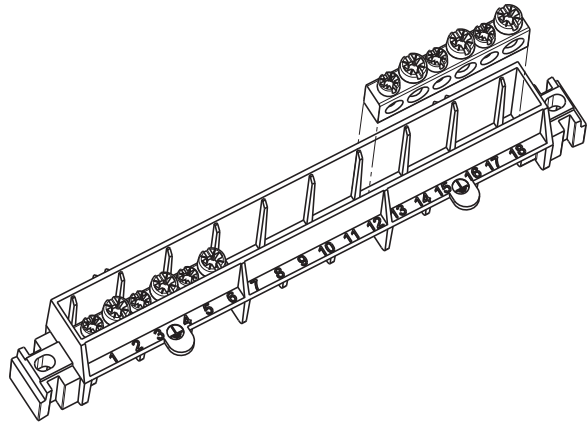


Earth	Earth + Neutral	High-capacity in-comer 1.5 to 16 mm ²	Outgoer with capacity 1.5 to 10 mm ²
1 348 00		2	2
1 348 01		3	3
1 348 02		12	12
1 348 03		12	12
	1 348 10	2 x 2	2 x 2
	1 348 11	2 x 3	2 x 3
	1 348 12	2 x 12	2 x 12
	1 348 13	2 x 12	2 x 12

6. INSTALLATION (continued)

■ 6.2 Connection

Modular terminal blocks



Cat. No.	High-capacity in-comer 1.5 to 16 mm ²	Outgoer with capacity 1.5 to 10 mm ²
1 348 06	2	2
1 348 07	5	5

Tools required

- Flat blade screwdriver ø 5.5 mm
- Pz 2 Phillips screwdriver
- Screw torque: 3 to 5 cm/kg
- Tightening torque:
 - max: 35 cm/kg
 - recommended: 25 cm/kg