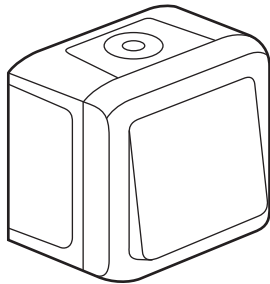
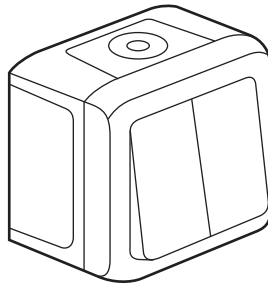


Forix™ IP 44 Switches

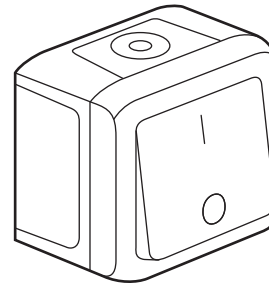
Cat. No.(s): 7 823 60/61/62/63/65/66/80/81/82/83/85/86



7 823 60/63/65
7 823 80/83/85



7 823 61/62
7 823 81/82



7 823 66
7 823 86

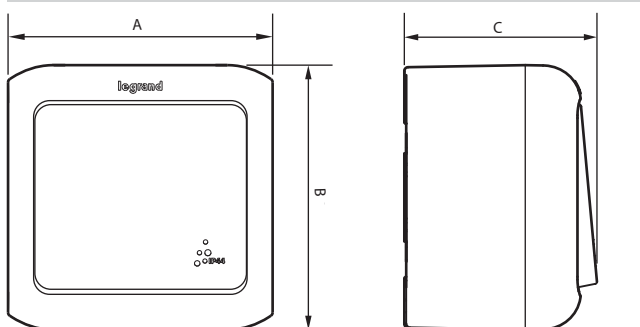
1. USE

General lighting control mechanisms.
 Mechanisms with single, large rocker can be illuminated using lamp
 Cat. No. 7 823 98.

2. RANGE

Finishes		Designation
White	Grey	
7 823 60	7 823 80	One gang switch, 1-way
7 823 61	7 823 81	Two gang switch, 2-way
7 823 62	7 823 82	Two gang switch, 1-way
7 823 63	7 823 83	One gang switch, 2-way
7 823 65	7 823 85	One gang switch intermediate
7 823 66	7 823 86	One gang switch double pole

3. OVERALL DIMENSIONS



A	B	C
70	70	51

4. CONNECTION

Stripping: 10 mm
 Terminal type: with screws
 Terminal capacity up to: 2 x 2.5 mm²
 Recommended screwdriver size: pozidrive No 2
 Recommended tightening torque: 0.5 Nm

5. TECHNICAL CHARACTERISTICS

■ 5.1 Mechanical characteristics

Protection against liquids: IP 44
 Impact tests: IK 07

■ 5.2 Material characteristics

Box: ABS
 Rocker: ABS
 Mechanism: PC
 Conduit gland: SEBS

■ 5.3 Electrical characteristics

Voltage: 250 VAC
 Current: 10 AX

■ 5.4 Climatic characteristics

Storage and use temperature: - 25° C to + 60° C

6. CLEANING

Surface cleaning with a cloth.
 Do not use: acetone, tar remover, trichloroethylene.

Resistance to the following agents: Hexane (EN 60669-1), Methylated spirits, Soapy water, Diluted ammonia, Diluted pure bleached 10%, Glass cleaning substance, Pre-impregnated wipes.

Caution: A preliminary test should be carried out if other specific cleaning products are to be used.

7. ACCESSORIES

■ 7.1 Lamps

Become illuminated with lamp Cat. No 7 823 98

■ 7.2 Spare membrane glands

White membrane Cat. No 7 823 79
 Grey membrane Cat. No 7 823 99