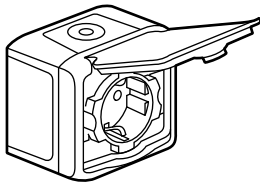
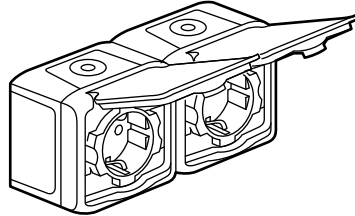


Forix™ - IP 44
German sockets

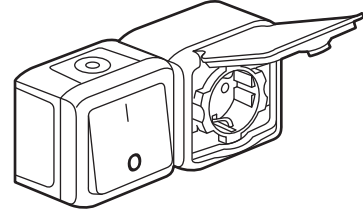
Cat. No(s): 7 823 71/72/73/74/91/92/93/94



7 823 73/93



7 823 74/94



7 823 72/92

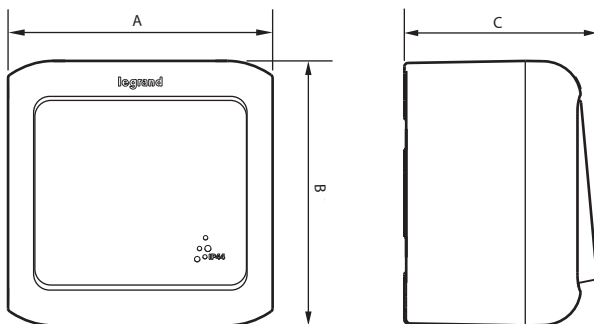
1. USE

General 16 A german socket outlet.
 Mechanisms with single, large rocker can be illuminated using lamp
 Cat. No. 7 823 98.

2. RANGE

Finishes		Designation
White	Grey	
7 823 73	7 823 93	2 P+E socket
7 823 74	7 823 94	2 x 2 P+E socket
7 823 71	7 823 91	One-way switch + 2 P+E socket
7 823 72	7 823 92	Double pole switch + 2 P+E socket

3. OVERALL DIMENSIONS



Cat. No.	A	B	C
7 823 73/93	70	70	57
7 823 71/91	140	70	57
7 823 72/92	140	70	57
7 823 74/94	140	70	57

4. CONNECTION

Stripping: 10 mm
 Terminal type: with screws
 Terminal capacity up to: 2 x 2.5 mm²
 Recommended screwdriver size: pozidrive No 2
 Recommended tightening torque: 0.5 Nm for switch
 0.8 Nm for socket

5. TECHNICAL CHARACTERISTICS

■ **5.1 Mechanical characteristics**

Protection against liquids: IP 44
 Impact tests: IK 07

■ **5.2 Material characteristics**

Box: ABS
 Rocker: ABS
 Mechanism: PC
 Conduit gland: SEBS

■ **5.3 Electrical characteristics**

Voltage: 250 VAC
 Current: 10 AX for switch
 16 A for socket

■ **5.4 Climatic characteristics**

Storage and use temperature: - 25° C to + 60° C

6. CLEANING

Surface cleaning with a cloth.
 Do not use: acetone, tar remover, trichloroethylene.

Resistance to the following agents: Hexane (EN 60669-1), Methylated spirits, Soapy water, Diluted ammonia, Diluted pure bleached 10%, Glass cleaning substance, Pre-impregnated wipes.

Caution: A preliminary test should be carried out if other specific cleaning products are to be used.

7. ACCESSORIES

■ **7.1 Lamps**

Become illuminated with lamp Cat. No 7 823 98

■ **7.2 Spare membrane glands**

White membrane Cat. No 7 823 79
 Grey membrane Cat. No 7 823 99