

PRODUCT DATASHEET

DL SLIM SQ 155 12 W 6500 K WT

DOWNLIGHT SLIM SQUARE | Flat downlights with integrated driver, square shape



AREAS OF APPLICATION

- Direct replacement for luminaires with compact fluorescent lamps
- General illumination
- Public areas
- Stairways
- Corridors
- Foyers
- Shops

PRODUCT BENEFITS

- Very slim housing
- Low installation depth
- High luminous efficacy
- Energy savings up to 60 % (compared to luminaires that use CFL lamps)
- Very homogenous light
- Functional design
- Easy installation with fast connection
- Simple installation thanks to integrated driver

PRODUCT FEATURES

- Small visible bezel
- Connector box with push wire terminal for tool-free connection
- Light guide made of non-yellowing PMMA for long lifetime



TECHNICAL DATA

Electrical data

Nominal wattage	12.00 W
Operating mode	Integrated LED driver
Nominal voltage	220...240 V
Power factor λ	0.50
Mains frequency	50/60 Hz
Max. no. of lum. on circuit break. B16 A	48
Max. no. of lum. on circuit break. C10 A	38
Max. no. of lum. on circuit break. C16 A	61
Inrush current	15.6 A
Total harmonic distortion	< 20 %
Inrush current time T_{h50}	50 μ s

Luminaire control gear data

Output current	180 mA
ECG - Output ripple current	<6.5 %

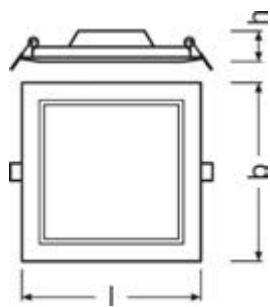
Photometrical data

Color temperature	6500 K
Luminous flux	1020 lm
Luminous efficacy	85 lm/W
Standard deviation of color matching	<6 sdcn
Light color (designation)	Cool Daylight
Color rendering index Ra	>80

Light technical data

Beam angle	120 °
------------	-------

Dimensions & weight



Length	169.0 mm
Width	169.0 mm
Height	30.0 mm
Product weight	308.00 g
Mounting length	155.0 mm
Mounting width	155.0 mm

Colors & materials

Body material	Polycarbonate (PC)
Product color	White
Housing color	White
Cover material	Polycarbonate (PC)
Light emitting surface material	Polycarbonate

Temperatures & operating conditions

Ambient temperature range	-20...+50 °C
---------------------------	--------------

Lifespan

Lifespan L70/B50 at 25 °C	30000 h
Lifespan L80/B10 at 25 °C	20000 h
Lifespan L90/B10 at 25 °C	12000 h
Number of switching cycles	50000

Additional product data

Mounting type	Recessed
Mounting location	Ceiling / Wall

Capabilities

Dimmable	No
----------	----

Type of connection	Screwless terminal, 2-Pole
LED module replaceable	Not replaceable

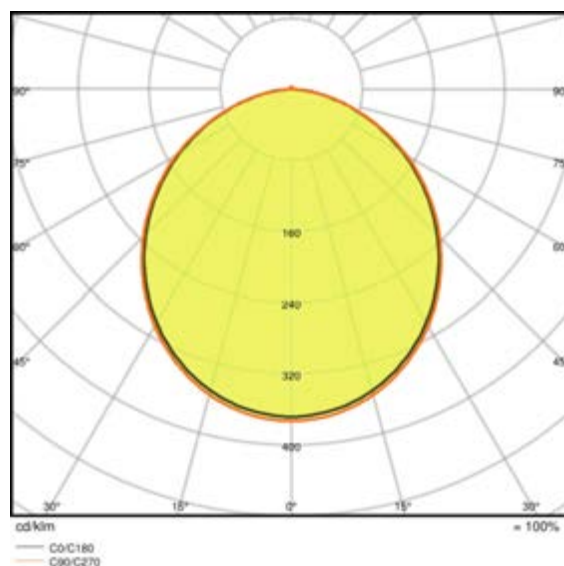

Certificates & standards

Protection class IK (shock resistance)	IK03
Glow Wire Test according to IEC 60695-2-12	650 °C
Photobio. safety group acc. to EN62471	RG 0
Protection class	II
Type of protection	IP20
Standards	CE/CB/EAC/RoHS

Logistical data

Temperature range at storage	-30...+70 °C
------------------------------	--------------

Light Distribution



LDC typ cone

LDC typ polar

EQUIPMENT / ACCESSORIES

- Surface mounting frames available as accessories

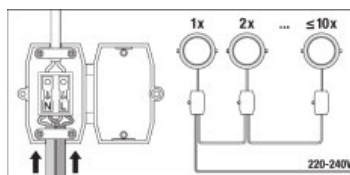
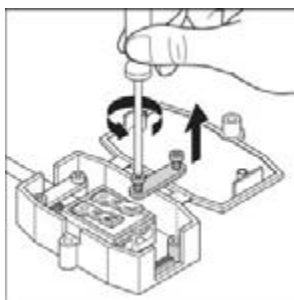
LOGISTICAL DATA

Product code	Packaging unit (Pieces/Unit)	Dimensions (length x width x height)	Gross weight	Volume
--------------	------------------------------	--------------------------------------	--------------	--------

4058075079311	Folding carton box 1	45 mm x 195 mm x 175 mm	359.00 g	1.54 dm ³
4058075079328	Shipping carton box 6	290 mm x 205 mm x 195 mm	2374.00 g	11.59 dm ³

The mentioned product code describes the smallest quantity unit which can be ordered. One shipping unit can contain one or more single products. When placing an order, for the quantity please enter single or multiples of a shipping unit.

ADDITIONAL CATALOG INFORMATION



REFERENCES / LINKS

For Guarantee see

— [▶ www.ledvance.com/guarantee](http://www.ledvance.com/guarantee)

DISCLAIMER

Subject to change without notice. Errors and omission excepted. Always make sure to use the most recent release.